



POWERFUL



COMPLETE RANGE



RELIABLE AND STURDY



Ditec Cross

EN

Automation system for sliding gates
up to 3000 Kg

Ditec Cross


Ditec Cross is the range of operating devices for sliding gates that meets all the various requirements for use in commercial, industrial and residential contexts, guaranteeing the maximum in safety and reliability. The **gear motor is available in three different solutions**, with or without control panel.

Ditec Cross 18 and Ditec Cross 19

For sliding gates **up to 1800 Kg.**
Ideal for **intensive use**

Ditec Cross 30

For sliding gates **up to 3000 Kg.**
Ideal for **continuous use (100%)**



RELIABLE and STURDY,
an automation system designed to last

- **steel worm screw**; cemented, tempered and adjusted screw with a bronze crown for the CROSS 30E model
- **lubricating grease** suitable for temperatures ranging from -35°C to +55°C and oil bath for CROSS 30E
- high-reliability **control panels** with sturdy contacts

- **irreversible gear motor** to avoid installation of electro-mechanical locks
- **Safety-Test function**
- **electric brake and electronic clutch** to guarantee irreversibility and precise stopping points

OUR EXPERTISE AT YOUR SERVICE

A complete range. A dedicated team of specialists. Excellent technology and design. Passionate about being different.

Entrematic is a commercial partner with a complete range in the entrance-automation sector, which combines specialised know-how and high-profile brands.

The **Ditec brand**, has been a world leader for more than 40 years, offering a complete range of automation systems for gates, automatic doors and rapid doors.





POWERFUL

Single-phase electronic (230 V) and three-phase electronic (400 V) guarantee maximum performances even under adverse conditions, thanks to greater dynamic thrust during the initial phase of operation.



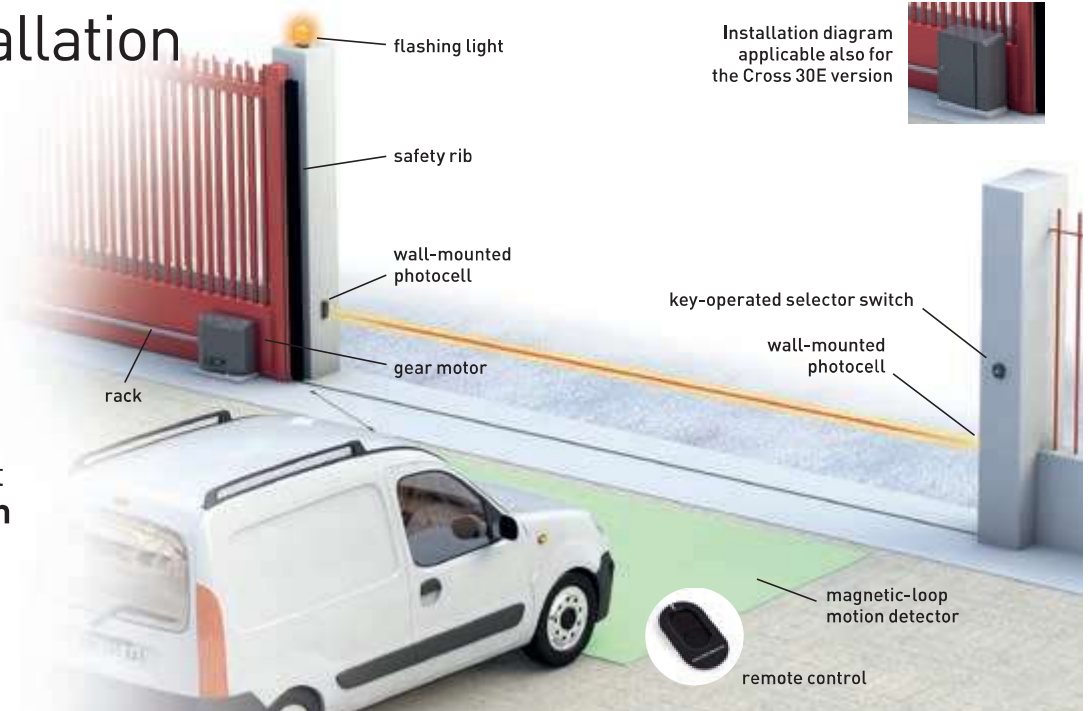
COMPLETE RANGE

5 versions available:

- two 1800 kg versions without control panel, one single-phase and one three-phase
- two 1800 kg versions with control panel, single-phase
- one 3000 kg version with control panel, three-phase

Example of installation

Discover the entire range of Ditec brand products and specific accessories at www.ditecentrematic.com



FULL COMPLIANCE WITH EU DIRECTIVES AND STANDARDS

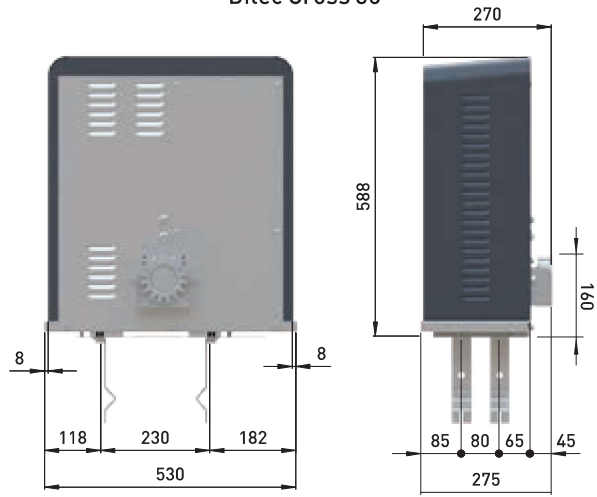


- 2014/30/EU - EMCD - Electromagnetic Compatibility Directive
- 2014/53/EU - RED - Radio Equipment Directive
- 2006/42/CE - Machines Directive - (Annex II-B; Annex II-A; Annex I-Chapter 1)

Ditec Cross 18 - Ditec Cross 19



Ditec Cross 30



Technical specifications

Description	Cross 18	Cross 18E	Cross 18VE	Cross 19V	Cross 30E
Max. leaf weight	1800 kg	1800 kg	1800 kg	1800 kg	3000 kg
Stroke control	rotary limit switch	lever-operated limit switch	magnetic limit switch	magnetic limit switch	magnetic limit switch
Duty class	4 - heavy duty	4 - heavy duty	4 - heavy duty	4 - heavy duty	5 - very heavy duty
Intermittent operation	S2 = 30 min S3 = 50%	S2 = 30 min S3 = 50%	S2 = 30 min S3 = 50%	S2 = 30 min S3 = 50%	S3 = 100%
Power supply	230 V AC - 50 Hz	230 V AC - 50 Hz	230 V AC - 50 Hz	400 V AC - 50 Hz	400 V AC - 50 Hz
Power input	3 A	3 A	3 A	1.2 A	2.1 A
Thrust	1200 N	1200 N	1200 N	1500 N	3000 N
Opening and closing speed	0.2 m/s	0.2 m/s	0.2 m/s	0.2 m/s	0.16 m/s
Maximum opening	11 m	20 m	20 m	20 m	20 m
Release system for manual opening	key-operated	key-operated	key-operated	key-operated	lever
Automation system protection rating	IP 24D	IP 24D	IP 24D	IP 24D	IP 45
Operating temperature	-20°C / +55°C (-35°C / +55°C with NIO enabled)			-20°C / +55°C	
Control panel	E1A or LOGICM (on request)	E1A (integrated)	LOGICM (integrated)	E1T (on request)	E1T (integrated)

Main functions of the system

Control panel	E1A	LOGIC M	E1T
Radio incorporated	■	on request	on request
Mains power supply	230 V AC / 50/60 Hz	230 V AC / 50/60 Hz	400 V AC / 50/60 Hz
Motor power supply	230 V AC / 5 A	230 V AC / 1 x 5 A	400 V AC / 6 A
Accessories power supply	24 V DC / 0.5 A	24 V DC / 0.5 A	24 V DC / 0.5 A
Flashing light	230 V AC	230 V AC and 24 V DC	24 V DC
Gate open warning light	limit switch	limit switch and analogue	limit switch
Courtesy light	■	■	
Limit-switch provision	■	■	■
Force setting	transformer	transformer	
ODS - Obstruction Detection System	■	■	
Time setting	■	■	
Open control	■ (with dip-switch)	■	■ (with dip-switch)
Partial opening control	■ (remote control only)	■	■
Close control	■	■	■
Timer controlled automatic closing	■	■	■
Inching control	■	■	■
Hold-to-run control	■	■	■
Emergency stop	■	■	■
Emergency reverse	■	■	■
Safety test function	■	■	■



Entrematic Italy S.p.A.

Largo U. Boccioni, 1 • 21040 Origgio (VA) • Italy
 Tel +39 02 963911 • Fax: +39 02 9650314
 ditec@entrematic.com
 www.ditecentrematic.com • www.entrematic.com

Cod. N210B - 09/2017
 Ditec Cross
 gdp milano 169365

